






Cat.: [TC OPEN] Batteria n.2 Run: 1

RISULTATI

Pos.	Num	Concorrente	Giri	Tempo Totale	Giro Migliore
1	1	1367 D'AMICO EMANUELE 	33	0:10:10.396	0:18.116
2	2	3671 REPETTI EDOARDO 	33	0:10:10.539	0:18.077
3	3	729 CARUSO FABIO 	31	0:10:19.313	0:19.104
4	5	3742 BACCHIARELLO STEFANO 	28	0:10:08.169	0:19.199
5	4	3686 ROSSIGNOLI GIUSEPPE 	-		

Giro più veloce: REPETTI EDOARDO in 0:18.077

Cronologico Tempi

n. Giro	Pilota 1	Pilota 2	Pilota 3	Pilota 4	Pilota 5	Pilota 6	Pilota 7	Pilota 8	Pilota 9	Pilota 10
1	18.474	18.597	20.437		22.912					
	1- 18.474	2- 18.597	3- 20.437		4- 22.912					
2	18.837	18.702	20.736		31.147					
	2- 37.311	1- 37.299	3- 41.173		4- 54.059					
3	18.522	18.560	21.673		46.619					
	1- 55.833	2- 55.859	3- 1:02.846		4- 1:40.678					
4	19.190	18.325	20.393		19.912					
	2- 1:15.023	1- 1:14.184	3- 1:23.239		4- 2:00.590					
5	18.792	18.296	20.520		20.721					
	2- 1:33.815	1- 1:32.480	3- 1:43.759		4- 2:21.311					
6	18.622	18.787	19.720		20.316					
	2- 1:52.437	1- 1:51.267	3- 2:03.479		4- 2:41.627					
7	18.416	18.366	20.980		20.061					
	2- 2:10.853	1- 2:09.633	3- 2:24.459		4- 3:01.688					
8	20.148	18.572	20.274		19.928					
	2- 2:31.001	1- 2:28.205	3- 2:44.733		4- 3:21.616					
9	18.424	18.515	19.707		19.844					
	2- 2:49.425	1- 2:46.720	3- 3:04.440		4- 3:41.460					
10	18.691	18.431	19.834		19.496					
	2- 3:08.116	1- 3:05.151	3- 3:24.274		4- 4:00.956					
11	18.291	18.704	19.344		19.665					
	2- 3:26.407	1- 3:23.855	3- 3:43.618		4- 4:20.621					
12	18.285	18.661	19.933		19.469					
	2- 3:44.692	1- 3:42.516	3- 4:03.551		4- 4:40.090					
13	18.293	18.433	19.104 !		19.314					
	2- 4:02.985	1- 4:00.949	3- 4:22.655		4- 4:59.404					
14	18.249	18.583	19.861		20.277					
	2- 4:21.234	1- 4:19.532	3- 4:42.516		4- 5:19.681					
15	18.517	18.766	19.368		29.425					
	2- 4:39.751	1- 4:38.298	3- 5:01.884		4- 5:49.106					
16	18.409	18.376	20.444		19.525					
	2- 4:58.160	1- 4:56.674	3- 5:22.328		4- 6:08.631					
17	18.327	18.837	20.504		19.907					
	2- 5:16.487	1- 5:15.511	3- 5:42.832		4- 6:28.538					
18	18.445	18.377	20.028		19.719					
	2- 5:34.932	1- 5:33.888	3- 6:02.860		4- 6:48.257					
19	18.260	18.375	19.587		21.766					
	2- 5:53.192	1- 5:52.263	3- 6:22.447		4- 7:10.023					
20	18.197	18.256	19.507		19.469					
	2- 6:11.389	1- 6:10.519	3- 6:41.954		4- 7:29.492					
21	18.602	18.649	20.434		19.338					
	2- 6:29.991	1- 6:29.168	3- 7:02.388		4- 7:48.830					
22	18.342	18.717	19.105		19.347					
	2- 6:48.333	1- 6:47.885	3- 7:21.493		4- 8:08.177					
23	18.297	18.524	19.690		19.730					
	2- 7:06.630	1- 7:06.409	3- 7:41.183		4- 8:27.907					
24	18.322	18.401	19.432		19.199 !					
	2- 7:24.952	1- 7:24.810	3- 8:00.615		4- 8:47.106					

Race director: _____

Cronologico Tempi

n. Giro	Pilota 1	Pilota 2	Pilota 3	Pilota 4	Pilota 5	Pilota 6	Pilota 7	Pilota 8	Pilota 9	Pilota 10
25	18.426 2- 7:43.378	18.373 1- 7:43.183	19.140 3- 8:19.755		22.192 4- 9:09.298					
26	18.319 2- 8:01.697	18.441 1- 8:01.624	19.402 3- 8:39.157		19.244 4- 9:28.542					
27	18.313 2- 8:20.010	18.077 ! 1- 8:19.701	19.485 3- 8:58.642		19.671 4- 9:48.213					
28	18.492 2- 8:38.502	18.479 1- 8:38.180	21.669 3- 9:20.311		19.956 4- 10:08.169					
29	18.116 ! 2- 8:56.618	18.358 1- 8:56.538	19.933 3- 9:40.244							
30	18.490 2- 9:15.108	18.558 1- 9:15.096	19.324 3- 9:59.568							
31	18.324 1- 9:33.432	18.531 2- 9:33.627	19.745 3- 10:19.313							
32	18.626 2- 9:52.058	18.381 1- 9:52.008								
33	18.338 1- 10:10.396	18.531 2- 10:10.539								

Race director: _____