






Cat.: [TC OPEN] Finale A Run: 1

RISULTATI

Pos.	Num	Concorrente	Giri	Tempo Totale	Giro Migliore
1	1	1367 D'AMICO EMANUELE 	98	0:30:12.904	0:18.143
2	2	3671 REPETTI EDOARDO 	98	0:30:16.264	0:18.062
3	4	729 CARUSO FABIO 	89	0:30:00.995	0:18.985
4	3	3742 BACCHIARELLO STEFANO 	89	0:30:03.025	0:18.702
5	5	3686 ROSSIGNOLI GIUSEPPE 	-		

Giro più veloce: REPETTI EDOARDO in 0:18.062

Cronologico Tempi

n. Giro	Pilota 1	Pilota 2	Pilota 3	Pilota 4	Pilota 5	Pilota 6	Pilota 7	Pilota 8	Pilota 9	Pilota 10
1	17.173	17.803	19.398	22.275						
2	18.979	19.045	19.607	20.171						
3	18.732	18.486	19.205	19.804						
4	18.600	18.733	20.028	21.347						
5	18.571	18.577	19.267	19.546						
6	18.621	18.885	19.237	20.031						
7	18.450	18.503	18.956	20.021						
8	18.482	19.015	19.603	19.795						
9	18.584	18.848	19.199	20.964						
10	18.640	18.634	18.982	22.103						
11	18.344	18.630	19.106	22.264						
12	18.392	18.456	19.245	19.998						
13	18.537	18.346	19.250	20.722						
14	18.397	18.452	19.606	20.256						
15	18.359	18.279	19.608	19.508						
16	18.343	18.288	19.760	19.539						
17	18.284	18.248	20.237	20.582						
18	18.569	18.464	52.482	19.108						
19	18.525	18.639	19.414	20.486						
20	18.305	18.337	19.505	20.990						
21	18.650	18.390	19.509	20.009						
22	18.269	18.111	19.757	19.527						
23	18.459	18.554	20.402	20.143						
24	18.229	18.378	19.238	19.146						

Race director: _____

Cronologico Tempi

n. Giro	Pilota 1	Pilota 2	Pilota 3	Pilota 4	Pilota 5	Pilota 6	Pilota 7	Pilota 8	Pilota 9	Pilota 10
25	18.411 1- 7:40.905	18.076 2- 7:42.177	20.356 4- 8:40.957	19.462 3- 8:27.797						
26	18.151 1- 7:59.056	18.149 2- 8:00.326	19.693 4- 9:00.650	19.930 3- 8:47.727						
27	18.332 1- 8:17.388	19.068 2- 8:19.394	18.954 4- 9:19.604	20.030 3- 9:07.757						
28	18.143 ! 1- 8:35.531	18.344 2- 8:37.738	19.355 4- 9:38.959	20.111 3- 9:27.868						
29	18.245 1- 8:53.776	18.724 2- 8:56.462	19.217 4- 9:58.176	18.985 ! 3- 9:46.853						
30	18.292 1- 9:12.068	18.269 2- 9:14.731	18.702 ! 4- 10:16.878	19.532 3- 10:06.385						
31	18.166 1- 9:30.234	18.647 2- 9:33.378	19.728 4- 10:36.606	20.455 3- 10:26.840						
32	18.534 1- 9:48.768	18.592 2- 9:51.970	20.085 4- 10:56.691	19.337 3- 10:46.177						
33	18.407 1- 10:07.175	18.278 2- 10:10.248	19.464 4- 11:16.155	20.612 3- 11:06.789						
34	18.383 1- 10:25.558	18.365 2- 10:28.613	19.675 4- 11:35.830	19.818 3- 11:26.607						
35	18.530 1- 10:44.088	18.276 2- 10:46.889	19.454 4- 11:55.284	19.676 3- 11:46.283						
36	18.411 1- 11:02.499	18.383 2- 11:05.272	19.249 4- 12:14.533	19.773 3- 12:06.056						
37	18.200 1- 11:20.699	18.387 2- 11:23.659	21.560 4- 12:36.093	19.723 3- 12:25.779						
38	18.655 1- 11:39.354	18.219 2- 11:41.878	20.267 4- 12:56.360	19.350 3- 12:45.129						
39	18.213 1- 11:57.567	18.241 2- 12:00.119	19.820 4- 13:16.180	19.495 3- 13:04.624						
40	18.431 1- 12:15.998	18.556 2- 12:18.675	19.225 4- 13:35.405	19.846 3- 13:24.470						
41	18.516 1- 12:34.514	18.421 2- 12:37.096	19.272 4- 13:54.677	19.773 3- 13:44.243						
42	18.512 1- 12:53.026	18.062 ! 2- 12:55.158	19.125 4- 14:13.802	20.072 3- 14:04.315						
43	18.330 1- 13:11.356	18.157 2- 13:13.315	19.342 4- 14:33.144	19.550 3- 14:23.865						
44	18.227 1- 13:29.583	18.572 2- 13:31.887	19.023 4- 14:52.167	20.539 3- 14:44.404						
45	18.269 1- 13:47.852	18.451 2- 13:50.338	19.596 4- 15:11.763	19.389 3- 15:03.793						
46	18.326 1- 14:06.178	18.349 2- 14:08.687	19.579 4- 15:31.342	21.368 3- 15:25.161						
47	18.515 1- 14:24.693	18.910 2- 14:27.597	19.498 4- 15:50.840	19.213 3- 15:44.374						
48	18.374 1- 14:43.067	18.734 2- 14:46.331	19.685 4- 16:10.525	20.136 3- 16:04.510						
49	18.402 1- 15:01.469	18.447 2- 15:04.778	19.270 4- 16:29.795	20.217 3- 16:24.727						
50	18.452 1- 15:19.921	18.811 2- 15:23.589	19.949 4- 16:49.744	21.886 3- 16:46.613						
51	18.319 1- 15:38.240	18.315 2- 15:41.904	19.569 4- 17:09.313	19.662 3- 17:06.275						
52	18.264 1- 15:56.504	18.230 2- 16:00.134	20.526 4- 17:29.839	19.260 3- 17:25.535						
53	18.742 1- 16:15.246	18.486 2- 16:18.620	20.533 4- 17:50.372	20.125 3- 17:45.660						
54	18.626 1- 16:33.872	18.553 2- 16:37.173	20.662 4- 18:11.034	19.364 3- 18:05.024						
55	18.385 1- 16:52.257	18.563 2- 16:55.736	20.161 4- 18:31.195	20.795 3- 18:25.819						
56	18.504 1- 17:10.761	18.596 2- 17:14.332	20.368 4- 18:51.563	20.320 3- 18:46.139						
57	18.535 1- 17:29.296	18.471 2- 17:32.803	20.245 4- 19:11.808	21.084 3- 19:07.223						
58	18.315 1- 17:47.611	18.512 2- 17:51.315	20.250 4- 19:32.058	20.839 3- 19:28.062						
59	18.477 1- 18:06.088	18.399 2- 18:09.714	20.642 4- 19:52.700	19.566 3- 19:47.628						

Race director: _____

Cronologico Tempi

n. Giro	Pilota 1	Pilota 2	Pilota 3	Pilota 4	Pilota 5	Pilota 6	Pilota 7	Pilota 8	Pilota 9	Pilota 10
50	18.579 1- 18:24.667	18.870 2- 18:28.584	20.506 4- 20:13.206	19.366 3- 20:06.994						
51	19.176 1- 18:43.843	18.834 2- 18:47.418	20.725 4- 20:33.931	19.872 3- 20:26.866						
52	18.360 1- 19:02.203	18.580 2- 19:05.998	21.598 4- 20:55.529	19.780 3- 20:46.646						
53	18.486 1- 19:20.689	18.890 2- 19:24.888	21.361 4- 21:16.890	19.948 3- 21:06.594						
54	18.440 1- 19:39.129	18.251 2- 19:43.139	23.182 4- 21:40.072	19.895 3- 21:26.489						
55	20.172 1- 19:59.301	18.713 2- 20:01.852	19.865 4- 21:59.937	20.189 3- 21:46.678						
56	18.492 1- 20:17.793	18.750 2- 20:20.602	20.006 4- 22:19.943	19.428 3- 22:06.106						
57	18.491 1- 20:36.284	18.957 2- 20:39.559	19.250 4- 22:39.193	23.209 3- 22:29.315						
58	18.450 1- 20:54.734	18.284 2- 20:57.843	19.385 4- 22:58.578	22.636 3- 22:51.951						
59	18.728 1- 21:13.462	18.681 2- 21:16.524	19.766 4- 23:18.344	20.163 3- 23:12.114						
70	18.666 1- 21:32.128	18.561 2- 21:35.085	19.406 4- 23:37.750	19.902 3- 23:32.016						
71	18.664 1- 21:50.792	19.331 2- 21:54.416	19.343 4- 23:57.093	19.771 3- 23:51.787						
72	18.649 1- 22:09.441	19.060 2- 22:13.476	19.596 4- 24:16.689	19.989 3- 24:11.776						
73	18.924 1- 22:28.365	18.362 2- 22:31.838	20.140 4- 24:36.829	19.973 3- 24:31.749						
74	18.642 1- 22:47.007	18.555 2- 22:50.393	20.471 4- 24:57.300	20.465 3- 24:52.214						
75	18.401 1- 23:05.408	18.352 2- 23:08.745	19.643 4- 25:16.943	19.972 3- 25:12.186						
76	18.409 1- 23:23.817	18.615 2- 23:27.360	20.343 4- 25:37.286	19.837 3- 25:32.023						
77	18.442 1- 23:42.259	18.394 2- 23:45.754	19.761 4- 25:57.047	21.152 3- 25:53.175						
78	18.363 1- 24:00.622	18.315 2- 24:04.069	19.397 4- 26:16.444	19.959 3- 26:13.134						
79	18.613 1- 24:19.235	18.250 2- 24:22.319	19.930 4- 26:36.374	21.653 3- 26:34.787						
80	18.628 1- 24:37.863	18.218 2- 24:40.537	19.669 4- 26:56.043	19.440 3- 26:54.227						
81	18.466 1- 24:56.329	18.308 2- 24:58.845	20.029 4- 27:16.072	19.605 3- 27:13.832						
82	18.506 1- 25:14.835	18.906 2- 25:17.751	20.124 4- 27:36.196	19.708 3- 27:33.540						
83	18.623 1- 25:33.458	18.505 2- 25:36.256	20.890 4- 27:57.086	20.101 3- 27:53.641						
84	18.659 1- 25:52.117	18.946 2- 25:55.202	20.919 4- 28:18.005	19.728 3- 28:13.369						
85	18.408 1- 26:10.525	18.512 2- 26:13.714	20.395 4- 28:38.400	20.051 3- 28:33.420						
86	18.752 1- 26:29.277	18.513 2- 26:32.227	24.085 4- 29:02.485	20.501 3- 28:53.921						
87	18.733 1- 26:48.010	18.709 2- 26:50.936	20.503 4- 29:22.988	21.304 3- 29:15.225						
88	18.560 1- 27:06.570	18.587 2- 27:09.523	20.176 4- 29:43.164	21.705 3- 29:36.930						
89	18.520 1- 27:25.090	18.504 2- 27:28.027	19.861 4- 30:03.025	24.065 3- 30:00.995						
90	18.540 1- 27:43.630	18.387 2- 27:46.414								
91	18.727 1- 28:02.357	18.557 2- 28:04.971								
92	18.615 1- 28:20.972	18.129 2- 28:23.100								
93	18.391 1- 28:39.363	18.394 2- 28:41.494								
94	18.361 1- 28:57.724	19.107 2- 29:00.601								

Race director: _____

Cronologico Tempi

n. Giro	Pilota 1	Pilota 2	Pilota 3	Pilota 4	Pilota 5	Pilota 6	Pilota 7	Pilota 8	Pilota 9	Pilota 10
95	18.801 1- 29:16.525	19.142 2- 29:19.743								
96	18.738 1- 29:35.263	18.267 2- 29:38.010								
97	18.690 1- 29:53.953	18.905 2- 29:56.915								
98	18.951 1- 30:12.904	19.349 2- 30:16.264								

Race director: _____