










Cat.: [TC SPORT] Batteria n.1 Run: 1

RISULTATI

Pos.	Num	Concorrente	Giri	Tempo Totale	Giro Migliore
1	5	3665 GIOLITTI DAMIANO 	31	0:10:19.748	0:19.368
2	4	1093 FINARDI PAOLO 	30	0:10:02.161	0:19.500
3	1	920 CAT GENOVA MATTIA 	30	0:10:03.033	0:19.266
4	9	3744 OLIVI GIACOMO 	29	0:10:04.918	0:20.283
5	3	3743 BACCHIARELLO LORENZO 	29	0:10:08.595	0:19.709
6	7	3681 ROSSI CLAUDIO 	24	0:10:07.106	0:20.693
7	2	1355 BOASSO RENATO 	5	0:01:52.228	0:21.614
8	6	3680 DADA MARIO 	4	0:01:59.264	0:22.159
9	8	3682 VICINI ANGELO 	-		

Giro più veloce: CAT GENOVA MATTIA in 0:19.266

Cronologico Tempi

n. Giro	Pilota 1	Pilota 2	Pilota 3	Pilota 4	Pilota 5	Pilota 6	Pilota 7	Pilota 8	Pilota 9	Pilota 10
1	20.499 2- 20.499	23.821 7- 23.821	21.067 5- 21.067	20.564 3- 20.564	19.979 1- 19.979	23.137 6- 23.137	1:04.375 8- 1:04.375		20.595 4- 20.595	
2	20.043 2- 40.542	22.035 7- 45.856	21.011 5- 42.078	20.394 3- 40.958	19.854 1- 39.833	22.159 ! 6- 45.296	22.708 8- 1:27.083		20.990 4- 41.585	
3	20.380 2- 1:00.922	22.577 7- 1:08.433	20.818 5- 1:02.896	20.309 3- 1:01.267	20.242 1- 1:00.075	22.232 6- 1:07.528	24.289 8- 1:51.372		20.596 4- 1:02.181	
4	19.840 2- 1:20.762	22.181 6- 1:30.614	20.678 5- 1:23.574	20.574 3- 1:21.841	19.984 1- 1:20.059	51.736 7- 1:59.264	22.201 8- 2:13.573		21.000 4- 1:23.181	
5	22.144 3- 1:42.906	21.614 ! 6- 1:52.228	20.531 4- 1:44.105	20.418 1- 1:42.259	22.371 2- 1:42.430		54.057 7- 3:07.630		21.150 5- 1:44.331	
6	19.746 2- 2:02.652		20.814 4- 2:04.919	20.540 3- 2:02.799	20.214 1- 2:02.644		22.136 6- 3:29.766		20.682 5- 2:05.013	
7	20.014 2- 2:22.666		20.553 4- 2:25.472	19.936 3- 2:22.735	19.607 1- 2:22.251		21.442 6- 3:51.208		20.933 5- 2:25.946	
8	20.134 2- 2:42.800		21.213 5- 2:46.685	20.071 3- 2:42.806	19.829 1- 2:42.080		21.907 6- 4:13.115		20.644 4- 2:46.590	
9	19.888 2- 3:02.688		21.848 5- 3:08.533	19.976 3- 3:02.782	20.128 1- 3:02.208		23.116 6- 4:36.231		20.682 4- 3:07.272	
10	20.168 3- 3:22.856		20.276 5- 3:28.809	20.052 2- 3:22.834	20.053 1- 3:22.261		21.329 6- 4:57.560		20.565 4- 3:27.837	
11	20.006 2- 3:42.862		20.444 5- 3:49.253	20.446 3- 3:43.280	19.960 1- 3:42.221		22.242 6- 5:19.802		21.163 4- 3:49.000	
12	19.777 2- 4:02.639		20.432 4- 4:09.685	19.692 3- 4:02.972	19.754 1- 4:01.975		22.148 6- 5:41.950		22.078 5- 4:11.078	
13	19.365 2- 4:22.004		19.709 ! 4- 4:29.394	20.147 3- 4:23.119	19.521 1- 4:21.496		23.031 6- 6:04.981		21.555 5- 4:32.633	
14	19.266 ! 1- 4:41.270		19.960 4- 4:49.354	20.069 3- 4:43.188	19.778 2- 4:41.274		21.315 6- 6:26.296		20.504 5- 4:53.137	
15	19.852 1- 5:01.122		21.005 4- 5:10.359	19.863 3- 5:03.051	20.216 2- 5:01.490		23.130 6- 6:49.426		20.489 5- 5:13.626	
16	21.104 2- 5:22.226		20.089 4- 5:30.448	19.743 3- 5:22.794	20.176 1- 5:21.666		22.162 6- 7:11.588		20.472 5- 5:34.098	
17	19.540 2- 5:41.766		21.252 4- 5:51.700	19.703 3- 5:42.497	19.441 1- 5:41.107		21.529 6- 7:33.117		20.415 5- 5:54.513	
18	19.394 2- 6:01.160		20.627 4- 6:12.327	19.686 3- 6:02.183	19.513 1- 6:00.620		21.471 6- 7:54.588		20.342 5- 6:14.855	
19	19.648 2- 6:20.808		19.951 4- 6:32.278	19.958 3- 6:22.141	19.368 ! 1- 6:19.988		22.586 6- 8:17.174		21.090 5- 6:35.945	
20	21.686 3- 6:42.494		20.095 4- 6:52.373	20.214 2- 6:42.355	21.230 1- 6:41.218		21.771 6- 8:38.945		20.973 5- 6:56.918	
21	20.689 3- 7:03.183		20.792 4- 7:13.165	19.616 2- 7:01.971	20.033 1- 7:01.251		20.761 6- 8:59.706		20.628 5- 7:17.546	

Race director: _____

Cronologico Tempi

n. Giro	Pilota 1	Pilota 2	Pilota 3	Pilota 4	Pilota 5	Pilota 6	Pilota 7	Pilota 8	Pilota 9	Pilota 10
22	20.141 3- 7:23.324		20.569 4- 7:33.734	19.588 1- 7:21.559	20.505 2- 7:21.756		20.759 6- 9:20.465		21.724 5- 7:39.270	
23	20.390 3- 7:43.714		20.611 4- 7:54.345	19.628 1- 7:41.187	19.860 2- 7:41.616		25.948 6- 9:46.413		21.052 5- 8:00.322	
24	20.566 3- 8:04.280		26.211 4- 8:20.556	19.500 ! 1- 8:00.687	19.868 2- 8:01.484		20.693 ! 6- 10:07.106		20.400 5- 8:20.722	
25	20.956 3- 8:25.236		22.019 5- 8:42.575	19.523 1- 8:20.210	19.569 2- 8:21.053				21.249 4- 8:41.971	
26	19.976 3- 8:45.212		20.767 5- 9:03.342	19.879 1- 8:40.089	19.620 2- 8:40.673				21.042 4- 9:03.013	
27	19.306 3- 9:04.518		20.625 5- 9:23.967	19.552 1- 8:59.641	20.043 2- 9:00.716				20.283 ! 4- 9:23.296	
28	19.480 3- 9:23.998		23.669 5- 9:47.636	19.636 1- 9:19.277	19.585 2- 9:20.301				21.115 4- 9:44.411	
29	19.339 3- 9:43.337		20.959 5- 10:08.595	22.437 2- 9:41.714	19.833 1- 9:40.134				20.507 4- 10:04.918	
30	19.696 3- 10:03.033			20.447 2- 10:02.161	19.655 1- 9:59.789					
31					19.959 1- 10:19.748					

Race director: _____